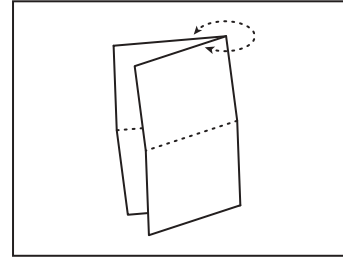
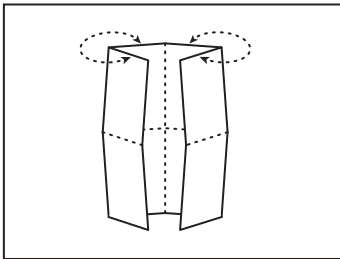


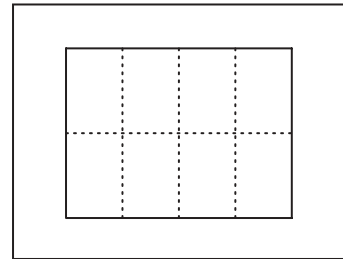
1. Fold the paper in half lengthways and then open out again.



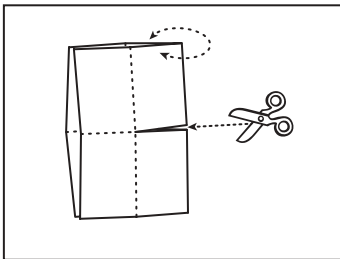
2. Fold the paper in half widthways and then open out again.



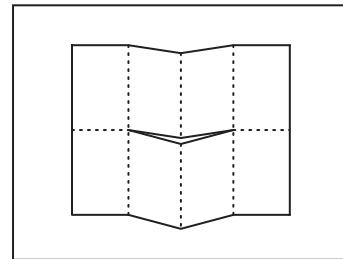
3. Fold the ends into the centre widthways and open out again.



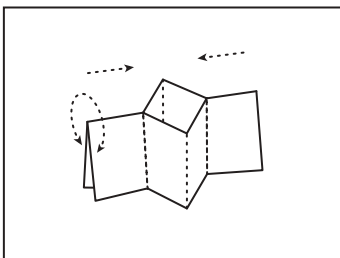
4. The paper should look like this with folds on the dotted lines.



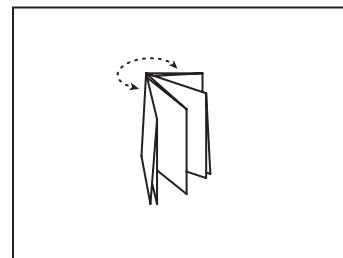
5. Fold in half widthways and cut along the centre to the vertical fold.



6. Open out and the paper should have slit in the middle.



7. Fold in half lengthways and push the centre to form a cross.



8. Fold all the pages round to create the booklet.